



ALVA by **EZ** living INTERIORS








## ALVA

- A beautiful wing styled bed frame
- Upholstered in a soft touch velvet
- Attractive stitch detailing
- Excellent storage solution
- Bedframes delivered "Flat Pack" for self assembly

	4'6" BED	5' BED	6' BED	LOCKER	BED BENCH
<b>WIDTH</b>	141cm	156cm	186cm	41cm	120cm
<b>DEPTH</b>	215cm	225cm	225cm	43cm	45cm
<b>HEIGHT</b>	105cm	105cm	105cm	53cm	45cm




 @ezlivinginteriors  
[www.ezlivinginteriors.com](http://www.ezlivinginteriors.com)  
[info@ezlivinginteriors.com](mailto:info@ezlivinginteriors.com)

**Please Note** Measurements may vary by up to 2cm

**EZ** living INTERIORS

Make furnishing your home more affordable with up to **24 months**  
**Interest Free Credit** (0% APR Representative). Subject to T & Cs.

## **Top Tips for Choosing the Perfect Bedframe**

### *Getting The Right Measurements*

Ideally, leave at least 50cm of free space around the bed to ensure you can walk around easily.

### *Choosing The Right Bed Base*




There are two main types of bed base you can choose from: a divan base or a bedstead (also known as an open bedframe or a slatted base).

### *Material*

The three main materials are wood, metal or upholstered. Wooden beds are more traditional and long-lasting. Metal beds are known for their toughness and resilience, as they are far less susceptible to water, insect or fire damage. Upholstered bedframes often feature padding for added comfort. With so many colours and fabrics to choose from, these beds offer a versatile and stylish option for bedrooms.

### *How to Test a Bed In the Store:*

To test, adopt your usual sleeping position and try to spend between five and ten minutes on the bed to ensure you have found the perfect bed for you.

   @ezlivinginteriors  
www.ezlivinginteriors.com  
info@ezlivinginteriors.com